

## Syracuse Thunderbirds Aero Radio Society



# Plane Propwash

June 2024

Charter 473

**The next STARS meeting is Wednesday July 10<sup>th</sup>, 7:00 at the STARS field**

### 2024 Officers

[Mike Mueller, President](#)  
[Phil Morgan, Vice President](#)  
[Paul Volcko, Treasurer](#)  
[Jeff Wolsley, Secretary](#)  
[Jeff LaPorte, Safety Officer](#)

Directors:  
Michael Graham  
Paul Volcko 2019-2023  
Jeff LaPorte

Volunteer Staff:  
[Jeff Wolsley, Propwash Editor](#)  
[Michael Graham, Club Historian](#)  
[Paul Volcko, Webmaster](#)  
[Jim Johnson, Field Committee](#)  
[Mike O'Neill, Facebook Admin](#)

**The STARS July 2024 meeting will be at the STARS field, on July 10<sup>th</sup>, at 7:00. Unless otherwise notified, the STARS regular monthly meetings are at the STARS field May through September 2024. The monthly meetings will be held via ZOOM October through April.**

### It s All About Family

We had a great time at the Family BBQ. Even though the winds were up, which probably kept some folks home, we had beautiful weather, and around 35 people showed up during the day. The food was amazing, and we want to again thank Paul Volcko s wife s family, for setting a great table for us to eat wonderful food. Thanks to the field guys for making the field a great place to fly. Overall, a wonderful day for everyone who showed up. Thanks all for your support. Oh, and a special thanks to Karl Price, Paul Volcko, Mike Amie, and yours truly for providing the financing for the event.

Heli Jam is coming up this July 20<sup>th</sup>. It is going to be a wonderful day of flying machines that many of us say one has to be crazy to even attempt to fly them. We had an exciting time last year, with many folks coming from around the state. Even if you don t fly helicopters, come out to support your club. You might find just how incredible heli pilots are, and you can enjoy the fun, food, and entertainment. Onondaga County Air One will also be on site during the lunch hour. Bring your family to see a real helicopter in action!!!

After the October 2023 issue with a commercial drone services company, the officers and Board of Directors realized we needed to have some updates to our by-laws in order to protect our club, and clarify our voting process in the future. Paul Volcko, as a member of our club, has put together a draft of additions to our by-laws with the intent to clarify and codify member voting rights, as well as how we as a club might look at outside organizations interested in some access to our field. Paul has put together these amendments with the input of numerous members to the club. He has shown them to the officers, and we unanimously believe these amendments can be beneficial to the future of our club. They are very simple

and straight forward, not promoting or restricting any future options, but clarifying the voting process, and being as transparent as possible for future decision making. The draft of the by-laws have already been sent to our members. They will be presented at the July meeting, debated at the August meeting, and voted on by open members at the September meeting. The officers are providing as much transparency as we possibly can, and offering as much debate as reasonably possible. If, after you have read the proposals, you have constructive comments to share, make sure you are at the meetings, or send your comments via email to any of the officers or Board members. Any email comments will be distributed before the voting process is completed.

The Academy of Model Aeronautics encourages relationships with commercial entities, whether it might be local governments, fire departments, commercial AMA Part 107 organizations, or local businesses. AMA suggests these partnerships could be donations sources, additional AMA members, or even additional membership for our club. AMA encourages these avenues of cooperation. The officers of your club believe that potential members and additional revenues sources are worthy options to consider.

Reminder that we still have blue club hats for sale. Each one is \$20. Let s get them out of the club house and onto flying heads.

Welcome Jumar and Henry Holston as new members. Give them a warm welcome when you see them at the club.

How about this: It is a pretty easy request for our club. HELP OTHERS OUT!!!! When you see the field crew working, and there are tables to be moved for the

-- *Continued*--

mowers, how about taking a few minutes and help move them. If you see debris around the clubhouse, or field, pick it up, and put it away. There is not much more discouraging to our field crew than watching folks leaving the field after they fly as the field crew is moving tables so they can make your flying experience as wonderful as it is

today. THIS IS YOUR CLUB!!!!!! Help as you can!!!!!!

Thanks again all that make S.T.A.R.S a success. Fly safe!!!

Mike. [president@cnystars.com](mailto:president@cnystars.com), (804) 873-8928  
[mmuellerva@yahoo.com](mailto:mmuellerva@yahoo.com)

---

## **Secretary s Report: Jeff Wolsley**

**Note: There is a new section in the Propwash labeled Important Links For STARS Members.** This section contains links that every STARS member should be aware of.

**The June STARS meeting was held at the STARS field. The meeting was called to order at 7:00 by President Mike Mueller. There were 15 Open members, 2 Associate member, 1 Family members, 0 Youth members, and 0 Guests in attendance.**

### **Secretary s Report:**

The Secretary s report from the June Propwash was accepted as published. Motion to accept by Mike Graham and 2<sup>nd</sup> by Herb Moore. Carried.

**There was a general re-vote on items that could not be voted on at the last meeting due to low attendance. The Secretary s and Treasurers reports were accepted and closed.**

**Also voted on was the internet service at the field, specifically moving away from Spectrum internet and going to a hot spot connection. The motion was made to leave Spectrum in favor of the hot spot connection. Motion by Phil Lamkay and 2<sup>nd</sup> by Herb Moore. Carried by the members in attendance.**

**New members were affirmed. Jason Treasure and Steve Dwyer s membership was carried.**

### **Treasurer s Report:** Paul Volcko

Paul was away so Mike M. presented Paul s report. Paul provided extensive financial information and revenue projections. Mike summarized. Motion to accept made by herb Moore and 2<sup>nd</sup> by Tom Polovick. Carried.

There was a brief discussion regarding food pricing and how the new pricing was faring with the membership. The membership in attendance was satisfied with the current pricing.

### **Correspondence:**

No correspondence reported.

### **Committee Reports:**

#### **Safety Report:** Jeff LaPorte

Jeff reported a couple of issues tonight. The first was standing at the edge of the runway while flying. Second, taxiing in the pits. Both of these have been discussed with the offenders. Unfortunately standing at the edge of the runway while flying is a recurring offence.

Everyone at the field is responsible for safety. If you see something, say something. Say it nicely and you are likely to get positive results. If you are uncomfortable with asking someone to comply with the rules, you don t feel that you can be nice about asking someone to comply with rules or stop whatever their unsafe activity is, take a moment to get your emotions under control and let Jeff know immediately what s going on, or

plan on calling Jeff when you have a chance. Jeff can deal with the offender later on for you.

### **AMA Report:** Phil Morgan

The AMA has a new special interest group. The American Radio Control Competition Helicopter Society, or ARCCHS for short.

The National Fun Fly is June 28-30.

A 60% discount at Disney with your AMA card is available now.

June is AMA National Safety Month. Some of the highlighted codes-

No.1- Stay hydrated.  
Sun screen and hat  
Watch the weather  
First aid kit available and current  
Cell phone is charged  
Fly with others  
Fly safe.

See the AMA safety handbook here-  
[100.pdf \(modelaircraft.org\)](http://100.pdf(modelaircraft.org))

### **Field Committee:**

Jim Johnson has returned! Welcome back Jim.

The field is wet right now. Please respect the mowers. The field is typically mowed around 11:30. Check the field cameras to see the clock in the clubhouse and if the mowers are out before you come.

Jim noted there is crab grass growing through the seams in the runway fabric. They are working on addressing this issue.

If you are at the field when the mowers come out, please don t hesitate to help out. You can help move tables, etc. out of the way. Your help is appreciated and makes the process go that much faster.

### **Old Business:**

#### **Control Line Event:**

The event was reported to be a success. Many flyers attended despite damp weather.

#### **STARS Website:**

Paul reported that he will be updating/revamping the website. He s looking at a new main page and camera page. The other pages will come over.

#### **STARS Facebook:** Mike O Neill

Nothing to report.

-- Continued--

## Real Estate Committee:

No report given.

## Flight schools:

Phil Morgan's flight logs will be distributed to the students attending flight school. Phil will take care of reproducing the logs and getting them to the students. The student is responsible for filling out the log, the flight instructor will review and initial.

Fixed Wing and Heli-

Flight school is not just for beginners either. If you have ever been interested in picking up some advanced maneuvers such as 3D, the instructors can help you with that. Okay flying west to east, but not east to west? Maybe you have trouble with landing on the runway, or avoiding the runway? The instructors can help with that too.

Weather continues to be an issue. Rain or too hot. The new Valient is ready to go. Paul V. picked up the difference. New batteries are coming 3C 2200 w/ EC3 connectors.

Thanks to Mike O Neill for getting us on the radio to promote our events. Mike will use this to promote the upcoming Air Show event.

Jet Night- Rained out again!

Big Bird- Mike Amie and Mike Mueller

Control Line- Mike O Neill

## By-Law Amendment:

Paul is putting the finishing touches on proposed by-law changes. The changes will be ready by the next meeting.

## Liverpool High School Field Trip:

The proposed field trip for June 7<sup>th</sup> is postponed until fall. The school announced a new policy regarding field trips.

## Public Relations:

The intent is to increase membership and increase revenue through increased awareness. Different venues- Zoey Advertising, John Murphy, the estate planning guy, gets about a 15-minute radio spot that can advertise our events. TV- WSYR Your Stories segment, On your side, Bridge Street- community interest segments on the afternoon news. Part of the Gold Leader club is to engage in public outreach.

## Events Planning:

### **STARS Family Picnic**

The event is on for June 15<sup>th</sup>. There were some personal donations made to make sure the event didn't put any financial burden on the club.

## Events Planning:

### **STARS Family Picnic**

The picnic is on for this weekend!

## Field Improvements- Long Term Planning:

**Future Funding-** Look at ways of creating revenue streams to help fund the club. Grow our existing revenue generators. As reported in the Treasures report, volunteers for the Finance Committee so far are Mike Mueller, Jim Johnson, Karl Price, and Mike O Neill. The committee is currently brainstorming and planning on another meeting.

In a previous meeting, Mike O Neill mentioned the new Micron Plant starting up in Clay. There will be a flood of tech people and population growth in our area. We should be thinking of ways to promote our club.

## **CONTINUE FIELD SMOOTHING-**

Continue to improve the field. Fill the low spots and grade off areas that attract standing water.

## **AED MACHINE UPGRADE/STORAGE-**

Phil Morgan requested a heated storage box for the AED so it can be kept at the field year-round. Nothing too elaborate. A 6 x 14 x 14 box with a 100watt lightbulb should be sufficient.

**Repair clubhouse siding-** There are several areas near the ground that need attention.

**Flight line table replacement-** There are four new tables ready to go in the red shed..

**Internet Access-** Paul has experimented with a hot spot since the last meeting. If using Wi-Fi, it is noticeable slower than Spectrum. The camera updates are running slower.. Paul will keep an eye on this. Paul will donate the service up to 2025. We will look to discontinue Spectrum. The cost of the hot spot is approximately 10.00/ month which is a significant savings over Spectrum.

The motion was restated in the June meeting to discontinue Spectrum in favor of the hot spot internet connection. Motion carried

**Food Pricing-** Mike reviewed the new food pricing at the opening of the June meeting. The new pricing has been in effect and there were no objections or dissent when asked.

**Taxi way-** There is a lot of opposition to this and has been expressed in previous meetings. Jim Johnson has a way of doing this without spending any money or adding any kind of possible impediment. Both of these issues have been points of contention in the past. He has experimented with and demonstrated that a simple change in the mowing method can create a taxi way .

**Port -a-potty-** Keeping current vendor. The unit is at the field.

## New Business:

### New Members:

Jason Treasure- Associate member.  
Steve Dwyer- Associate member.  
Thurston Hilger- Associate member.  
Vince Prius- Returning member.  
All carried.

Sadly we had to say goodbye to Eamer s. Peggy announced at the meeting that they are moving to Florida. They thanked everyone for their time in the STARS and their wonderful experience.

### Club Hat Order:

Club hats are available. They are 20.00 each. Put your money in the soda bank in the fridge before you take a hat. The white hats are already gone. See Paul V. about custom embroidery on the hat. The embroidery starts at \$8.00.

## Adjournment:

The June 2024 regular monthly meeting of the STARS was adjourned at 7:28.

**Secretary, Jeff Wolsley**

## Calendar of Events

**NOTICE: EVENT DATES MAY CHANGE OR CANCELLED OUTRIGHT.**

### **Calendar of Events for July and beyond:**

*Editor s Note- Check with the event sponsor for actual date and time. These dates are accurate at the time the Propwash was published. New events are added all the time.*

July 20- STARS Heli Jam (*sanctioned event*)

August 31- STARS Air Show (*sanctioned event*)

Aug. 9-11- [Binghamton Arrows](#) Festival of Giants Fun  
Fly

October 5- STARS Ringmaster Fly-a-thon

For additional events, click here→ [AMA DII Event Listing](#)

**STARS Flight Schools- Flight School is back for 2024! It s never too late to join a flight school even if already in progress.**

**Fixed wing- Fixed Wing Flight School started Thursday May 2 and runs to Sept. 12, 5pm to sunset. See the attached flyer below.**

**Heli/Multi Rotor- Meet Tuesday nights, April 30th to October 1<sup>st</sup>.**

## **Indoor Flying**

The Indoor flying schedule is winding down.

**Indoor flying at Sacred Heart Church Cicero was forwarded to me by Tim Smarzo of the Voltaires.**

**Mondays 1:30 to 4:00 and Thursdays 12:30 to 3:30 (as of 11/29/23).**

The church has become more security conscience. All doors are locked except the main door. The gym lighting switch has changed. The new key is in the same place as always, the cabinet in the kitchen, attached to a piece of aluminum bar. Unlock (If locked) pull up the plate, and flip the switch. All doors have alarms except the Gym door. This means that once a member comes in the front door we can use the gym door to haul gear in and out. We need, as always, to make sure the lights are off and doors are closed all the way before the last person leaves.

**The following needs confirmation-**

**[Underground R/C Destiny USA](#). Tuesday evenings/nights 315-715-4508**

**Manlius Pebble Hill- So far is listed as no flying this winter (as of 11/29/23).**

**[Camillus Indoor Aviators \(CIA\)](#) Indoor flying at First Baptist Church located at 1960 State Route 5 in Elbridge 11/18 thru ?, on Friday evenings. If enough interest is generated, flying possibly permitted on Saturdays as well.**

**[CNY Indoor Flying Society](#) No group contact available.**

**[Walt s Hobbytown](#)- NO INDOOR FLYING THIS SEASON**

**[MexAir R/C](#) NO INDOOR FLYING THIS SEASON**



**Classified Ads-**

**FOR SALE:**



*Store Hours:*

Monday/Friday: 9:00am-9:00pm -- Tuesday/Wednesday/Thursday: 9:00am-6:00pm -- Saturday: 10:00am-5:00pm -- Sunday: 11:00am-5:00pm

*Phone Number:*

(315) 453-2291

[waltshobby.com](http://waltshobby.com)



**Open 10-7 Tuesday thru Sunday.**  
**315-532-6826**  
[www.mexairrc.com](http://www.mexairrc.com)  
[www.facebook.com/mexairrc](http://www.facebook.com/mexairrc)

Winner of AMA 2015 Hobby Shop Award for signing up new AMA members.



**HOURS**

MONDAY..... 11 - 6 pm  
 TUESDAY..... 11 - 7 pm  
 WEDNESDAY..... 11 - 6 pm  
 THURSDAY..... 11 - 7 pm  
 FRIDAY..... 11 - 6 pm  
 SATURDAY..... 11 - 6 pm  
 SUNDAY..... 11 - 4 pm

(585) 872-4990 -- 15 W Main St. Webster, NY. 14580 -- [Performance-hobbies.com](http://Performance-hobbies.com)

This Mike O Neill s website to check out- <http://www.flyboyzblog.com/>

This site has articles pertaining to both full scale and model aircraft. Check it out.

**WANTED:**

*If you want to list modeling items for sale, R/C services offered, or a really neat R/C web site, this would be a good spot. Free for members. Send your advertisement by e-mail to [jwolsley@verizon.net](mailto:jwolsley@verizon.net). Please put STARS ADVERTISEMENT in the subject line.*

---

## **Important Links For STARS Members-**

### **STARS Website:**

The STARS website- [cnystars.com](http://cnystars.com)

### **STARS Webcam:**

The STARS webcam- <https://www.cnystars.com/cameras.php>

### **STARS ZOOM Meetings:**

STARS meetings will be held on-line via ZOOM October to April or in case of bad weather. Watch for notification prior to the meeting start time.

The ZOOM meeting credentials are on the STARS web page, and are sent out with the fall/winter/spring Propwash email.

ZOOM Meeting link:

<https://us02web.zoom.us/j/88488515371?pwd=c2ZiRWhkMklrbGZ5WENDaE12SlB5Zz09>

To join from the STARS web page, go to [cnystars.com](http://cnystars.com). Then click on the club events tab. On the club events page, in the lower right under Club Meetings, click the red text that says **online via ZOOM**. This will take you to the ZOOM meeting. Click on the Launch Meeting button. You will enter into the meeting, or you may see a dialog box that says, Please wait for the host to start the meeting .

If you don't already have ZOOM installed on your computer for the first time, below the Launch Meeting button, it says- Don't have Zoom client installed? Download Now . Click on the Download Now text and follow the prompts to set up ZOOM on your computer.

### **Facebook:**

The STARS Facebook page- <https://www.facebook.com/groups/amastars/> There are 289 members currently. [Mike O'Neill](#) is the administrator.

Paul Volcko talked about setting up a business page. Events can be set up here and allow us to do some advertising.

### **Attention New Members:**

Please take the TRUST test if you haven't already. This is a 100% pass test.

TRUST- The Recreational UAS Safety Test

The test can be found here-

<https://trust.pilotinstitute.com> or here-

<https://trust.modelaircraft.org/>

Note there are scam websites also, so use the above links.

Start by registering on the site. Your name is required and so is a password. These will be asked for/created before entering the site to take the test.

The test is a pass/pass. It is given in four parts. Each of the four sections begins with a lesson immediately followed by questions. The number of lessons and questions differ in each section. There are a couple of questions that are poorly worded so it's likely to get these wrong. Not to worry though, you get to correct it until you get it right! You will score 100% in each section, guaranteed.

Download and save your certificate. I had to download mine twice before it downloaded. **DO NOT** leave the download webpage until your certificate has been successfully downloaded and saved. You get to do the test again from scratch if you miss this step.

Print out the certificate and keep it in your wallet or your flight box. There's a registration/authentication number on the certificate that you might want to add to your aircraft ID label..

## **Academy of Model Aeronautics:**

[Academy of Model Aeronautics \(modelaircraft.org\)](http://www.modelaircraft.org)

The AMA Government relations blog- [AMA IN ACTION](#)

The complete AMA safety handbook is available here- <http://www.modelaircraft.org/files/100.pdf>

This is a link to some FAQ from the AMA regarding remote ID-[Remote-ID-FAQ-Feb2023.pdf \(modelaircraft.org\)](#)

## **Federal Aviation Administration (FAA):**

This is to set up or renew your FAA registration. Renewal is every three (3) years. You will or already have received your renewal email. The email is from [uas.faadronezone@faa.gov](mailto:uas.faadronezone@faa.gov). Entry or renewal is \$5.00.

[FAADroneZone Access - Home](#)

## **Phone Apps:**

[UASidekick](#) [The Ultimate UAS Pilot Assistant](#)

This is an app for your phone that gives weather conditions, club locations, FRIA locations, and event schedules for UAS pilots. This is for recreational pilots as well as commercial drone pilots.

[B4UFLY](#)- Download this app to your cell phone. FAA uses this to alert pilots to possible stoppage in your flying area.

[Air Control](#)- Download this app to your phone. This is to set up your flight if you are flying outside of a FRIA.



**The latest satellite photo with the new runway! Just need the control line circle improvements. Thanks Gary Natali**

**STARS FAA APPROVED FRIA AREA.**



ACADEMY OF MODEL AERONAUTICS

**FAA-RECOGNIZED IDENTIFICATION AREA**

A FRIA IS A DEFINED GEOGRAPHIC AREA WHERE DRONES CAN BE FLOWN WITHOUT REMOTE ID EQUIPMENT.

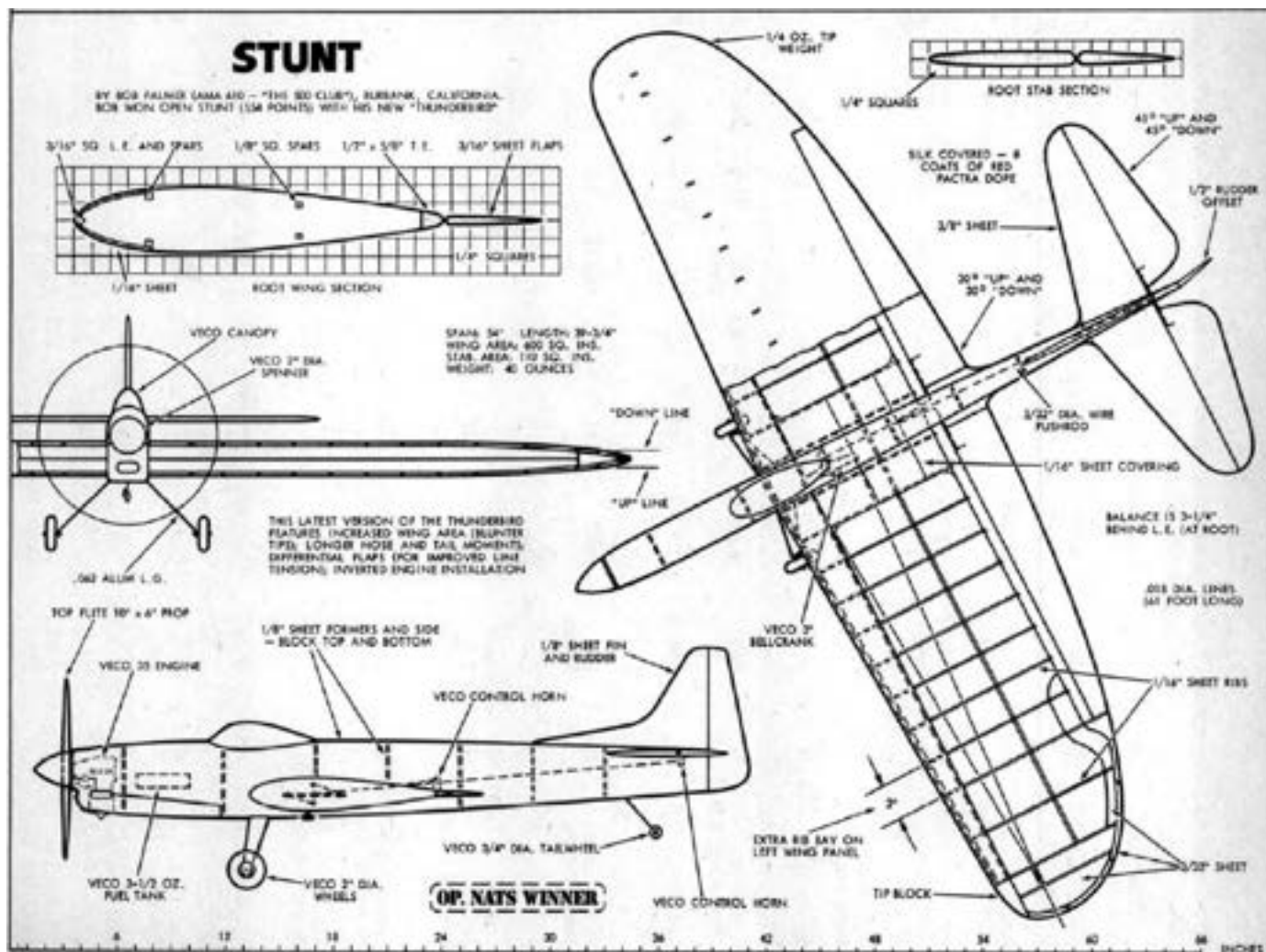
**Remember: A repaired aircraft should be treated just like a new aircraft. It needs a full ground check before flying. Don't forget to inspect the areas that were not repaired. They may have hidden damage. Fly it like it's the first time in the air and will need a full functional check before flying it in front of spectators or in competition.**





## FLAPERONS on Model Aircraft From Michael Graham

Several weeks ago while at the field, I met a new member that was just getting back into the hobby after a long pause. He was attempting to start wet engines on two ARF airplanes that he had assembled utilizing used engines of the name brand that he had used years ago when he was active. After failing to start his engines, we had a discussion about the current evolution of electric powered airplanes. Since I was flying my 2015 Crack Big Turbo Beaver, he was interested in the leading-edge flaps utilized on the 17-ounce bird. That led to a discussion about FLAPERONS. The concept of FLAPERONS seems to have confused some people, which has resulted in incorrect and misleading information being passed around. Some people believe that mixing flaps to the elevator is FLAPERONS. This is absolutely untrue. Flaps can be mixed to the elevator, but this mix is simply called an elevator/flap mix. It is not FLAPERONS. Similarly, the ailerons can be mixed to the elevator, but this mix is simply called an elevator/aileron mix. Again, it is not FLAPERONS. I was one of those people. The only correct definition of FLAPERONS is flap/aileron mixing. After conducting a search online and reading up on numerous full-scale websites, a flaperon on an aircraft's wing today is currently considered a type of control surface that combines the functions of both flaps and ailerons. In addition to controlling the roll or bank of an aircraft, as do conventional ailerons, flaperons can be lowered together to reduce stall speed, similarly to a set of flaps. Furthermore, on a plane with flaperons, the pilot still has the standard separate controls for ailerons and flaps, but the flap control also varies the flaperon's range of movement. So, after 60 years of flying model airplanes, I stand corrected. Back in the mid-50s, a control-line stunt pilot named Bob Palmer dreamed up a new, radical, system that could give him an advantage in making squarer corners in competition. He used that system to win Open Stunt the 1959 Nationals. The plane he used was his Thunderbird. He coupled flaps on his wing mechanically to the elevator. It enabled him to provide a slower model with good level flight stability and the capability of abrupt turns and small loops. So, we used the same technique later in Fun Fly competition to make high speed maneuvers and tighter approaches without stalling. Since the ailerons on our FF birds acted as flaps, to induce more lift and drag, we called the mixing function FLAPERONS. Now, I know that my aileron to elevator coupling should really be called: aileron/elevator mixing. It is not FLAPERONS!!





Charter 473 AMA Sanctioned

# S.T.A.R.S.

[www.cnystars.com](http://www.cnystars.com)

[www.facebook.com/cnystars](https://www.facebook.com/cnystars)

**Presents the 15th Annual**

## *CNY Heli-Jam*

**Saturday, July 20, 2024**

*(Rain date: Sunday, July 21, 2024)*

**9 AM to 5 PM**



At the STARS Field located at north of Phoenix, NY, on County Route 12  
(See map on back)

Ample room for parking & overnight camping - no hookups  
Food and beverages available



STARS events



**No parking fee, landing fee  
or pre-registration**

**AMA Required**



FB HeliJam event

**Gate opens at 8 AM - Pilot's meeting at 8:50 AM**  
**(Onondaga's Air 1 to arrive at noon)**

For more information, contact Paul Voleko, at 315-708-2009 or email [helijam@cnystars.com](mailto:helijam@cnystars.com)



Charter 473 AMA Sanctioned

# S.T.A.R.S.

[www.cnystars.com](http://www.cnystars.com)

[www.facebook.com/cnystars](https://www.facebook.com/cnystars)

**Presents the 15th Annual**

## *CNY Heli-Jam*

**Saturday, July 20, 2024**

*(Rain date: Sunday, July 21, 2024)*

**9 AM to 5 PM**



At the STARS Field located at north of Phoenix, NY, on County Route 12  
(See map on back)

Ample room for parking & overnight camping - no hookups  
Food and beverages available



STARS events

**No parking fee, landing fee  
or pre-registration**

**AMA Required**



FB HeliJam event

**Gate opens at 8 AM - Pilot's meeting at 8:50 AM**

For more information, contact Paul Volcko, at 315-708-2009 or email [helijam@cnystars.com](mailto:helijam@cnystars.com)

STARS BBQ Pictures, Courtesy of Mike Graham-

**Peggy & Dave:**

Here are the pictures from the STARS Annual BBQ that have your awesome 1934 Ford in them:





They will included in the final BBQ set of pictures that will be posted later.

Thanks.

Michael

All:

Here is a link to the STARS 4th Annual BBQ picture set:

<https://www.dropbox.com/scl/fo/ihhy7d8opf3uzibh4nsnr/ANeRLVQWc5NHZGfBdxQE5TE?rlkey=yvnxgwooy22hawq7dl93n18er&st=6roa31ds&dl=0>

And here are a few examples of that set:







The entire photo set will be posted on the Club s  
FB account.

Thanks.

Michael





Charter 473 AMA Sanctioned

# S.T.A.R.S.

[www.cnvstars.com](http://www.cnvstars.com)

[www.facebook.com/cnvstars/](https://www.facebook.com/cnvstars/)

**Presents the 45th Annual**  
*Model Airshow and Picnic*  
**Saturday, August 31, 2024**

***[Rain Date: Sunday, September 1, 2024]***

At the STARS Field located at north of Phoenix, NY, on County Route 12  
(See map on back)

Ample room for parking & overnight camping - no hookups  
Swap shop and 50/50 raffles



STARS Events

**10 AM to 4:30 PM**

Food and beverages available to all

**Pilots - If you bring it, fly it!!**

**All legal AMA Aircraft Welcome!!**



FB Airshow Event



**Parking Donation of \$5.00 per car**

For more information, contact Phil Morgan, CD, at 315-457-3674 or contact us at: [airshow@cnvstars.com](mailto:airshow@cnvstars.com)

39<sup>th</sup> Annual Aeros<sup>+</sup>

# Festival of Giants



**August 9 -11, 2024**  
**Chenango Bridge Airport, NY**

**Fri - Sat 10am - 5pm**  
**Sun 10am - 3:30pm**



**Three Full Days of Fun.** Fly from a Full Scale Grass Runway with Wide Open Flying Area.  
This event is open to all Giant Scale Aircraft\*. \$20 Landing Fee.  
Lots of Great Pilot Prizes. Overnight Hanger Storage Available.  
Onsite Camping Sites (No hookups). Early arrival on Aug 8<sup>th</sup> welcome after noon.

Event in support of local Community Hunger Outreach Warehouse (CHOW)

\* 2m Wingspan min for Monoplanes, 60" Wingspan min for Multi-wing, or at least 1/4 Scale if smaller. Jets must have a combined wingspan and fuselage length of at least 130". Current AMA Required

Thanks to our Sponsors:



<https://binghamtonaeros.webador.com/>

Contact CD Tony Jensen [tjravenpilot@gmail.com](mailto:tjravenpilot@gmail.com), 607-644-6873  
or Event Manager Jim Carr [electricflyer123@gmail.com](mailto:electricflyer123@gmail.com)

247 Airport Rd. Binghamton, NY 13901 Field GPS:42.191742N x -75.841305W  
AMA Sanction #15661

# S.T.A.R.S.

## *Flight Training Program*



# 2024



### **When?**

Every Thursday evening from 5:30 PM to Sunset  
May 02, 2024 through September 12, 2024

### **Where?**

At the S.T.A.R.S. field in Phoenix, New York  
649 County Route 12, Pennellville, NY 13132  
N43.23696, W76.24550

### **Who?**

Anyone wanting to learn to fly powered R/C model airplanes!! You do **not** have to be a Club member and all lessons are free. Each student must furnish his/her own plane and radio equipment and also must hold a current membership in the Academy of Model Aeronautics aircraft association in order to fly. For those not yet finished building/assembling their trainer aircraft, the Club has a Club Trainer available that may be flown on a Buddy Box.

## **PreFlight Workshop**

**Held at STARS Flying Field in Phoenix, NY**

Thursday April 18, 2024 at 5-7 PM



### **Interested?**

Contact:



FB Workshop SENIOR FLIGHT INSTRUCTOR: Bob Rowe (315/440-1519) FB Flightschool

[www.cnvstars.com](http://www.cnvstars.com)



# S.T.A.R.S.

[www.cnvstars.com](http://www.cnvstars.com)

[www.facebook.com/cnvstars](https://www.facebook.com/cnvstars)



## 2024



## *Helicopter and Multirotor Night*



STARS Events

### **When?**

Every Tuesday evening from 5 PM to Sunset  
April 30, 2024 through October 01, 2024



FB Heli Nights

### **Where?**

At the S.T.A.R.S. field in Phoenix, New York  
649 County Route 12, Pennellville, NY 13132  
N43.23696, W76.24550

All skill levels welcome, but must be an AMA Member to fly and must provide your own outdoor capable helicopter or multirotor aircraft.  
Build help and flight instruction available.

### **Interested?**

**Come out and join us for fun, food and good flying!!**

**For more information, contact Paul Voleko at 315/708-2009**



Charter 473

# S.T.A.R.S.

[www.cnvstars.com](http://www.cnvstars.com)

[www.facebook.com/cnvstars](https://www.facebook.com/cnvstars)



## 2024 *Big Bird Night*



STARS Events

### When?

Every Wednesday evening from 5 PM to Sunset  
May 01, 2024 through October 02, 2024



FB BB Night

### Where?

At the S.T.A.R.S. field in Phoenix, New York  
649 County Route 12, Pennellville, NY 13132  
N43.23696, W76.24550

All skill levels welcome, but must be an AMA Member to fly.  
Open to any type of big scale or sport aircraft!!

### Interested?

Come out and join us for fun, food and good flying!!

For more information, contact Mike Mueller at 804/873-8928



Charter 473

# S.T.A.R.S.

[www.cnvstars.com](http://www.cnvstars.com)

[www.facebook.com/cnvstars](https://www.facebook.com/cnvstars)



## 2024



## Jet Night



STARS Events

### When?

Every Monday evening from 5 PM to Sunset  
April 29, 2024 through September 30, 2024



FB Jet Night

### Where?

At the S.T.A.R.S. field in Phoenix, New York  
649 County Route 12, Pennellville, NY 13132  
N43.23696, W76.24550

All skill levels welcome, but must be an AMA Member to fly.  
Open to any type of EDF or turbine aircraft!!

### Interested?

Come out and join us for fun, food and good flying!!

For more information, contact Gary Natali at 315/657-5695

# IMAA Big Bird Safety Checklist

## Balance

Is the longitudinal center of gravity (fore and aft) within the range shown on the plans?

Is the model balanced laterally (side to side)?

## Alignment

Are all the flying surfaces at the proper angle relative to each other?

Are there any twists in the wing?

Do the wings and removable tailplane seat properly on the fuselage every time?

Is the engine set at the proper thrust angle as shown on the plans?

## Control Surfaces

Are all control surfaces securely attached? (i.e., hinges glued, pinned). Pull on each one to test.

Are the control horns secured to the model?

## Control Linkages

Have all the linkages been checked to be sure they are secure?

Are the clevises closed? (Keepers or fuel tubing should be fitted to ensure they stay closed)

## Engine / Motor Mount Security and Operation

Are all engine mount screws tight, including mount to bulkhead if applicable?

Are the propeller bolts and/or spinner tight? If a single nut, is there a safety nut as well?

Does the throttle work without binding?

Does the throttle trim tab shut down the engine?

Has the propeller been balanced and checked for damage?

Are the propeller tips painted a contrasting color? (while not essential it makes the propeller much easier to see)

Has the engine been thoroughly test run? (engine idle and throttle up properly)

Is the fuel tank installed correctly? (i.e., carburetor at the same height as fuel tank, fuel tank clunk in proper position and moving freely, fuel lines in good condition and connected to the engine correctly)

## Radio Equipment

Are the receiver and the battery securely mounted and padded with foam to protect from vibration and shock?

Are all the electrical connectors secure?

Is the receiver antenna fully extended and in good condition?

Are the batteries charged and in good condition (check under load with a voltmeter if unsure)?

Are all servos securely fastened to the rails or trays?

Are servo arms firmly attached with screw in place?

Are all push rods firmly secured in servo arms (again keepers or fuel tubing should be fitted)?

Are the control throws in the correct direction with proper amount of deflection (as per plan)?

Rudder & tail wheel: Left stick should move the rear of the rudder and tail wheel to the left.

Nose wheel: Left stick should move the front of the nose wheel to the left

Aileron: left stick should move left aileron up and right down.

Elevator: Pulling back on the stick should move the back of the elevator up.

Canard: Pulling back on the stick (elevator) should make the front of the canard move up

Throttle: With trim set fully forward, pushing the stick forward should open throttle fully. With trim set fully backward, pulling the stick back should fully close the throttle.

Has a full range check been performed? (see below)

**Undercarriage (where fitted)** Is the undercarriage firmly attached to airframe and the wheels securely retained?

Does aircraft taxi in a straight line?

## General

Is the covering tight with no visible signs of damage?

Are the retaining bolts in place and secure?

Are any hatches, cowls, and canopies secure?

Are all components structurally sound?

Is your name and contact details marked on the model somewhere easily visible? (in case it's lost)

## Range Checking the radio

Verify frequency is available and mark it as yours if necessary.

Turn on transmitter check the correct model is selected (if applicable) and then turn on the receiver.

Important: make sure the transmitter aerial is down fully.

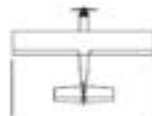
Ask someone to help and walk away from the model until signs of loss of control are apparent. If electric powered ensure that the range is not worse with the motor running.

## Before EVERY flight:

Check the receiver battery pack to ensure enough charge for the flight intended.

Check for damage and the control throw direction of all surfaces.

# S.T.A.R.S. Field Rules



## 1. General:

- A. License: All pilots, students, and flying guests *must* have a current membership in a nationally recognized model aircraft association in order to fly. Those pilots participating in the Park Pilot Membership Program must fly models that weigh two pounds or less and be incapable of reaching speeds greater than 60 mph. They must be electric or rubber powered, or of any similar *quiet* means of propulsion.
- B. Spectators: Only those people essential to flight operations will be permitted in the pit area; all others will remain on the spectator side of the fence.
- C. Vehicles: Vehicles will not be permitted *on* the flying field.
- D. Crash Debris: Pilots must retrieve all pieces of their aircraft after a crash. Particularly, attention must be made to obtaining all pieces of aircraft that land in the neighboring fields under cultivation *or from the mowed areas that might cause damage to mowing or farming equipment.*
- E. Trash: All members will take home their own trash.
- F. Alcoholic Beverages: Members will not consume alcoholic beverages prior to, nor during, participation in any *modeling* operations.
- G. Smoking: Smoking will not be permitted in the pit area or on the flight line.
- H. Mowing: Flying on the field will not be permitted if the field is being mowed or maintained.

## 2. Transmitters:

- A. Frequency Control: *2.4 GHz technology is prevalent in the hobby. In general, transmitter impound and channel flagging is no longer necessary. Pilots using a non-2.4 GHz transmitter system or FPV video transmitter should make all efforts to determine if others present are also using one and self-manage frequency separation prior to powering up their transmitter. Event Managers and Contest Directors may establish a transmitter impound or channel frequency control policy for their event, if deemed necessary.*
- B. Range Checks: Each pilot will conduct a successful radio equipment ground range check, *including any FPV equipment*, before flying a new or repaired aircraft and prior to each flying session.

## 3. Engines:

- A. All internal combustion engines run at the field will have a silencer (except for small displacements of .09 cubic inches or less).
- B. When running an engine in the pits, keep neighboring personnel behind the prop arc. *Restrain fuel powered airplanes with stakes, starting stand, or helper prior to starting the engine(s).*
- C. *Electric motors and fuel engines are not to be run in*

*spectator/pavilion areas or anywhere behind pit area fencing or designated test stand/hover areas, unless propellers/blades are removed. Model electronics (receivers, servos, etc.) can be powered up in spectator areas as long as electric motors are disconnected or propeller/blades are removed.*

- D. *Remove or secure all necklaces, straps, loose clothing, hoodie ties, etc. prior to starting a fuel engine powered model. Long hair should be tied back or secured so it cannot get caught in a spinning propeller or rotor.*

## 4. Flying:

- A. Boundaries: Flying over the pit area or the spectator side of the fence is prohibited, unless beyond the control of the pilot(s).
- B. Taxing: Taxing is prohibited in the pit area!
- C. Flying:
  - (1). Pilots will initiate their first turn after takeoff away from the pit and spectator areas.
  - (2). Engines will not be started before 9 AM Monday through Saturday and 11 AM on Sunday (electrics may start at 10 AM), unless approved by the Event Director.
  - (3). No more than three aircraft will be permitted in the air at one time.
  - (4). All flying will be conducted from the designated flight boxes.
  - (5). Hand launching of aircraft is prohibited from the pits.
  - (6). Flight operations will cease during electrical storms.

## 5. Guests:

- A. All guests must have a current membership in a nationally recognized model aircraft association in order to fly.
- B. Guests may fly at the field only with the approval of a member in good standing and only as long as a sponsoring member *remains at the field.* Guests will not fly unattended.
- C. A local guest will be allowed to fly at the field on three (3) separate occasions and then will be asked to join the Club.
- D. An out-of-town guest may make arrangements with the Club to fly at the field while visiting the area. The Club Officers and the Safety Officer will handle each out-of-town visitor on a case-by-case basis.
- E. *All guests are required to extend every courtesy to current members sharing the same flying frequency. But when there is a conflict over who shall fly, the Club member will have the first option to fly. Both the guest and the members should use common sense while sharing the flight line or using the same radio frequencies.*

**STARS Club Rules- End 06jan21**



Photo courtesy Mike Graham archives

The STARS pavilion goes up c.1977. Mike identified the person on the ladder as Lon Sauter. Not sure who the others are.



# STARS

## Field Protocol

Dedicated to responsible  
RC fun with safety by  
choice, not chance.

### 1. General:

- A. Civil and courteous behavior is required at the field at all times.
- B. Safety is paramount and everyone's business. Use common sense in all matters.
- C. It is strongly recommended that you do not fly alone.
- D. Learn where the First Aid station is located and inform the Field Committee if material has been issued from it.
- E. When opening or closing combination locks, *always* set the wheels to 0000.
- F. Last member out must close and lock the refrigerators, pavilion, and main gate.
- G. **Limited use of cell phones and mobile devices on the flight line to photography/videography or integrated use with model systems. Talk, text, and browse from the pits or spectator areas.**

### 2. Engine Courtesy:

- A. Long term tuning and initial break-in should be conducted away from the pits and spectators (usually at the engine break-in stand).
- B. Do not direct prop wash at other modelers, their aircraft, equipment, or bystanders behind the pit fence. Kindly inform those bystanders near the fence that you intend to start an engine before you do so.

### 3. Flying Courtesy:

- A. Any person wishing to enter an active flying field or runway to cross same or to retrieve an aircraft, must loudly announce their intention to all fliers on the flight line.
- B. A landing aircraft has the right of way over an aircraft taking-off.
- C. A dead stick aircraft has the right of way over all others.
- D. All take-off and landing attempts must be announced to other pilots on the flight line. Take-offs are normally announced by saying taking off, and landings are announced by saying landing or coming in. Dead stick landings are announced clearly to all pilots in the pits and on the flight line by saying dead stick.
- E. A pilot having difficulty in controlling his/her aircraft must announce to all in the pits and on the flight line that he/she is experiencing radio or mechanical problems. Pilots on the ground preparing to fly will turn off their transmitters and wait for the problem to be resolved before continuing to fly. Fliers in the air will stay clear of the aircraft in distress and will land, if possible, as long as it does not contribute to the crisis. All personnel near the pit area must be alerted to the situation.
- F. If a crash occurs on the field or in the pits, all flying will stop until the accident has been investigated and the debris has been cleared from the field.
- G. Normal flight duration is 10 minutes. Obviously, flight time may be extended if there are no other pilots waiting to fly or waiting for a particular radio channel.
- H. When you have finished flying, please return your transmitter to the impound.

### 4. Good Earth Policy:

- A. Place recyclables in the appropriate container in the pavilion.
- B. Turn off all pavilion lights when departing the field for the night.
- C. The field does not have a trash removal service. If you carry anything to the field, carry it back out.
- D. If a pilot or guest brings a pet to the field, he/she will be responsible for supervising the animal's conduct while at the field. Please observe all appropriate Field Rules.
- E. If you smoke, please place all cigarette butts in the butt cans in the field.
- F. Do not **dispose of trash in the outhouse/port-a-potty pit.**
- G. **DO NOT DRINK THE WELL WATER.** Well water is to be used for washing only.

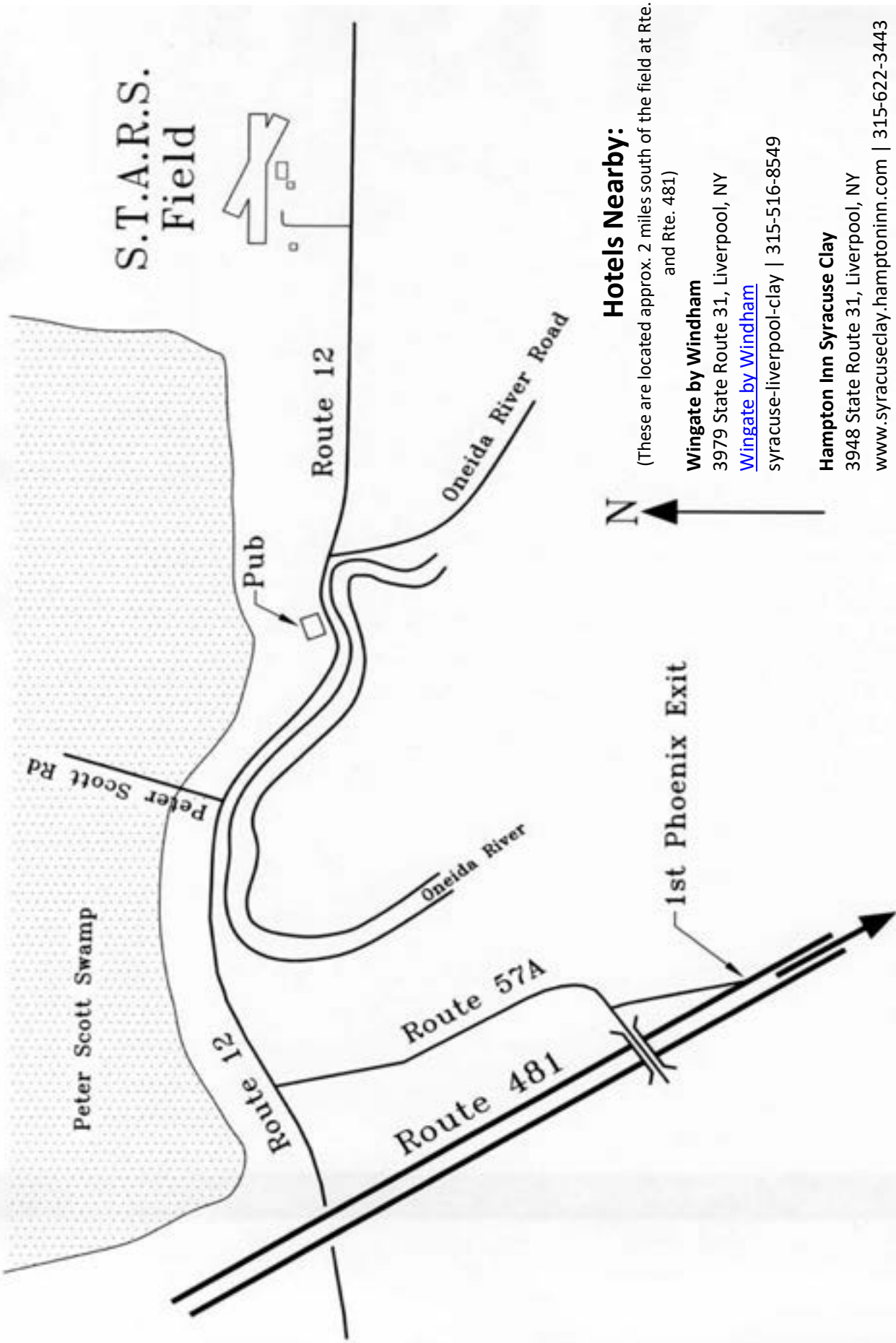
### 5. Replacement Courtesy:

- A. Where an individual's plane or property is damaged by the actions of another individual, it will be the responsibility of the two parties to resolve the situation in an appropriate manner.

## **STARS POLICY REGARDING PHOTOGRAPHY**

- STARS is a membership organization organized under the laws of the State of New York.
- The STARS flying field, located in Phoenix, New York, is owned by STARS, and as such, is privately owned property.
- The purpose of this policy is to limit and restrict the reproduction of images, in any form, of the STARS property and the activities which occur thereon.
- While the STARS property is privately owned, members, guests, and the general public are welcome at the field during published field hours of operation. Members, guests, and the public must adhere to all rules imposed by STARS regarding entry upon and/or the use of STARS property, including the STARS policy on photography.
- The reproduction of images of the STARS field or the activities thereon, in any form, is a privilege and not a right.
- Except as provided below, the reproduction of images of the STARS field or activities thereon in any form, including, but not limited to film and digital still photography, and video photography in either film or digital form, is strictly forbidden.
- Violation of this policy will result in immediate expulsion of the violator from the STARS premises, and may subject the violator to criminal and/or civil sanctions and penalties.
- Members in good standing of STARS shall be exempt from the above requirements so long as any images or video produced on the STARS premises or the activities thereon are for personal and non-commercial use.
- Guests and the general public may be permitted to photograph or video the STARS property and activities thereon, but only for personal and non-commercial use, and only with the prior written consent of the Club's executive board.

# Map to the STARS



## Hotels Nearby:

(These are located approx. 2 miles south of the field at Rte. 31 and Rte. 481)

**Wingate by Windham**

3979 State Route 31, Liverpool, NY

[Wingate by Windham](#)

syracuse-liverpool-clay | 315-516-8549

**Hampton Inn Syracuse Clay**

3948 State Route 31, Liverpool, NY

[www.syracuseclay.hamptoninn.com](http://www.syracuseclay.hamptoninn.com) | 315-622-3443

N43.23696, W76.24550

starsmap.dwg  
rev 12 Feb 03

To No. Syracuse  
and Route 81

*Map to S.T.A.R.S. Flying Field in Phoenix, New York*



Est. 1965

# Syracuse Thunderbirds Aero Radio Society

Online at: <http://www.amadistrictiistars.org>



Charter 473

## Membership Application Form

Date: \_\_\_\_\_

Membership:       Open (\$160 share+\$60 dues)       Extra Family member (\$30.00)  
                          Associate (\$75.00)                       Youth (< AMA age 19 - \$0.00)  
                          Park Pilot - Associate (\$75.00)       Park Pilot - Youth (< AMA age 19 - \$0.00)

Name: \_\_\_\_\_

Address: \_\_\_\_\_  
\_\_\_\_\_

Phone (for roster): \_\_\_\_\_

AMA: \_\_\_\_\_ DOB: \_\_\_\_\_

STARS Member(s) Contacted: \_\_\_\_\_

Primary Interests (Sport, Scale, Pattern, Fun Fly, etc.): \_\_\_\_\_  
\_\_\_\_\_

Email Address (for newsletter and notices): \_\_\_\_\_

Emergency Contact Name: \_\_\_\_\_ Phone: \_\_\_\_\_

You must be a current member of the Academy of Model Aeronautics (AMA) in order to join the STARS. Please show your AMA card to the Officer given this application or include a photocopy of the application for the license.

*"I have read and agree to abide by the STARS Field Safety Rules." (on back)*

\_\_\_\_\_

**Submit this form to a Club Officer**

Rev 16aug17